


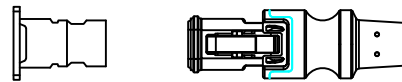
REVISIONS		
Rev.	DESCRIPTION	DATE
A	Initial Release	4/29/2020

**Drawing And Dimensions**

- Current Rating: 10 Amp
- Environment: Abrasion/Oil/Gas/Chemical Resistant.  
-40c~90c, IP67
- Bulk Cable is J1939 CAN II Compliant

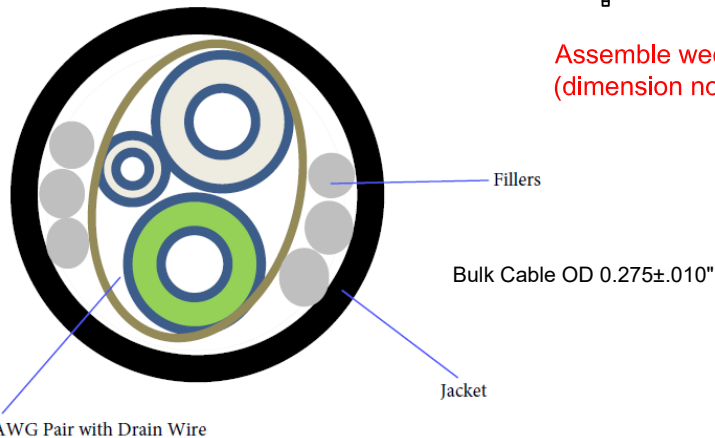
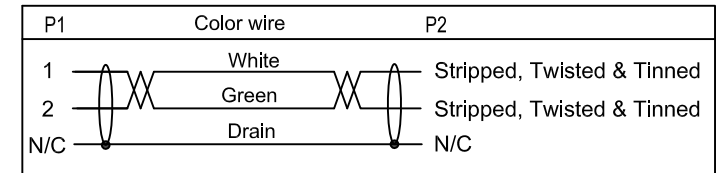


Front View



Assemble wedges on both ends after overmolding.  
(dimension not including wedge)

Table2. Wiring diagram:



**ELECTRICAL CHARACTERISTICS:**

- Contact resistance:<1Ω
- Insulation resistance:500V/DC,>50MΩ
- All cable assemblies to be 100% tested for continuity,short & miswire.

**NOTES:**

- All the materials used comply to RoHS Directive 2011/65/EU and amendment 2015/863/EU.

UNLESS OTHERWISE SPECIFIED DIMENSIONS ARE IN <u>MILLIMETERS</u> [INCHES]	DRAWN BY Allan Xue		CONNECT WITH CONFIDENCE		
TOLERANCES ARE: MILLIMETERS .X ±0.5 .XX ±0.20 .XXX ±0.10	CHECKED BY Elsa Zhang		OCp CHINA P/N: 016-CD-0537	TITLE: Deutsch DT06-2S fo blunt cut,L=3m	
INCHES .XX ±0.02 .XXX ±0.008 .XXXX ±0.004	APPROVED BY Jay Chow		CUSTOMER P/N: 11760-03-420-03	PROJECT NO.: PJI1906029	
ANGULAR ±1°	PROPRIETARY AND CONFIDENTIAL THE INFORMATION CONTAINED IN THIS DRAWING IS THE SOLE PROPERTY OF OCP CHINA. PARTIAL OR TOTAL REPRODUCTION WITHOUT THE WRITTEN PERMISSION OF OCP CHINA IS PROHIBITED	CUSTOMER REV.LEVEL: -	DRAWING NO.: JT1907005	REV.: A	
		CUSTOMER NAME: -	SCALE: Free	SIZE: A4	SHEET 1 OF 1



DO NOT SCALE DRAWING