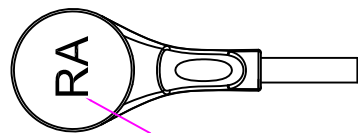
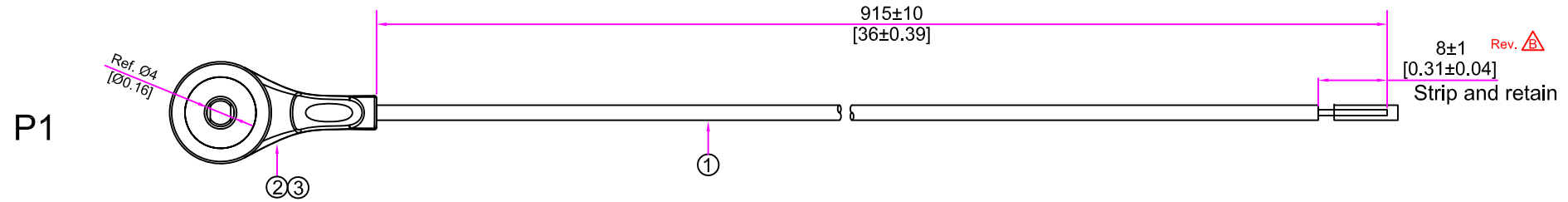


Figure1. Drawing and dimensions

REVISIONS		
Rev.	DESCRIPTION	DATE
A	INITIAL RELEASE	10 Jan, 2019
B	Change P2 end strip and retain dimension, add packing.	29 Mar, 2019

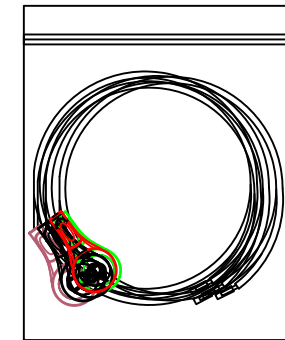


Marking: pad print
Color: see table 2
Marking character see table 2

Table 2.

Item	Overmold color	Marking content	Marking color
1	Brown	V	Black
2	White	RA	Black
3	Red	LL	Black
4	Black	LA	White
5	Green	RL	Black

PACKING: Rev. Δ
1Set/Zip bag (total 5pcs)



ELECTRICAL CHARACTERISTICS:

- Contact resistance: <math>< 2 \Omega</math>
- All cable assemblies to be 100% tested for continuity.

NOTES:

- All the materials used comply to RoHS Directive 2011/65/EU and amendment 2015/863/EU.
- This P/N includes 1pc item 1 ~ item 5 (total 5pcs).

UNLESS OTHERWISE SPECIFIED		DRAWN BY Elsa Zhang		 CONNECT WITH CONFIDENCE	
DIMENSIONS ARE IN MILLIMETERS [INCHES]		CHECKED BY Allan Xue			
TOLERANCES ARE:		APPROVED BY Jay Chow		OCP CHINA P/N: 016-CM-0499	
MILLIMETERS				OCP P/N: 11760-03-540-36	
.X ±0.5		.XX ±0.02		CUSTOMER P/N: -	
.XX ±0.20		.XXX ±0.008		CUSTOMER REV.LEVEL: -	
.XXX ±0.100		.XXXX ±0.0040		CUSTOMER NAME: -	
ANGULAR ±0.5°				TITLE: Snap leadwire to end cut,5-color kit assembly,36"	
PROPRIETARY AND CONFIDENTIAL				PROJECT NO.: PJ11810052	
THE INFORMATION CONTAINED IN THIS DRAWING IS THE SOLE PROPERTY OF OCP CHINA. PARTIAL OR TOTAL REPRODUCTION WITHOUT THE WRITTEN PERMISSION OF OCP CHINA IS PROHIBITED				DRAWING NO.: JT1901001	
				REV.: B	
				SCALE Free	
				SIZE A4	
				SHEET 1 OF 1	



DO NOT SCALE DRAWING