

REVISIONS		
Rev.	DESCRIPTION	DATE
A	INITIAL RELEASE	12/22/2016

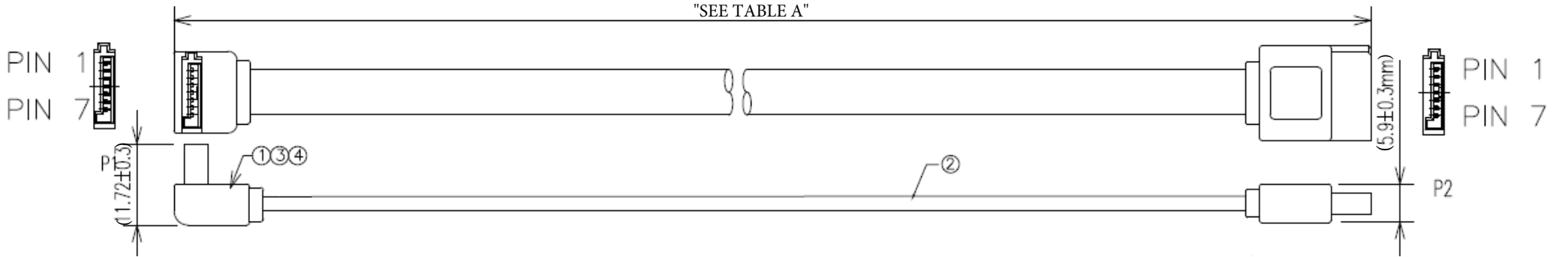
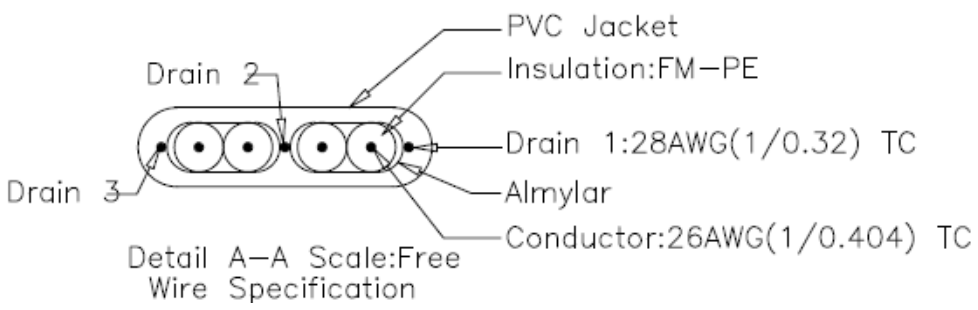
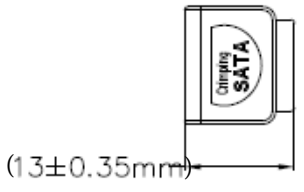
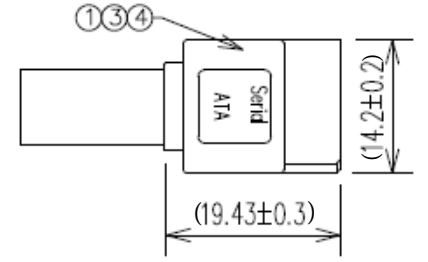


TABLE A

PART NO.	LENGTH
14-10070-001	12"±0.25"
14-10070-002	18"±0.25"
14-10070-003	4"±0.20"

P1		P2	Signal
1	Drain 1	1	GND
2		2	A+
3		3	A-
4	Drain 2	4	GND
5		5	B-
6		6	B+
7	Drain 3	7	GND



④	OVER MOLDING	45P PVC COLOR:BLACK	0.0054	Kg
③	INNER MOLDING	PE	0.0023	Kg
②	SATA CABLE	UL2725(OR 21149) 7P SERIAL ATA CABLE 26AWG COLOR:RED OD:2.2*7.8±0.15mm	A/R	mm
①	SATA CONN	S-ATA-7P BLACK MOLDING G/F	2	PCS
NO.	PART NO.	DESCRIPTION	Q'TY	UNIT

<small>UNLESS OTHERWISE SPECIFIED: DIMENSIONS ARE IN INCHES (MILLIMETERS) TOLERANCE ARE: X ±0.5 ANGULAR ±0.5° XX ±0.20 XXX ±0.1000</small>	DRAWN BY: JOE PEREZ	
	CHECKED BY:	
	APPROVED BY: O. ACUNA	
PROPRIETARY AND CONFIDENTIAL		TITLE: CBL, SATA, RT/A(RP)-STRAIGHT, LOW PROFILE, RoHS
<small>THE INFORMATION CONTAINED IN THIS DRAWING IS THE SOLE PROPERTY OF OCP GROUP INC. PARTIAL OR TOTAL REPRODUCTION WITHOUT THE WRITTEN PERMISSION OF OCP GROUP INC IS PROHIBITED.</small>		OCP P/N: 14-10070-XXX DRAWING NO: _____ REV: A
	UNITS: IN	SCALE: FREE SIZE: A4 SHEET 1 OF 1