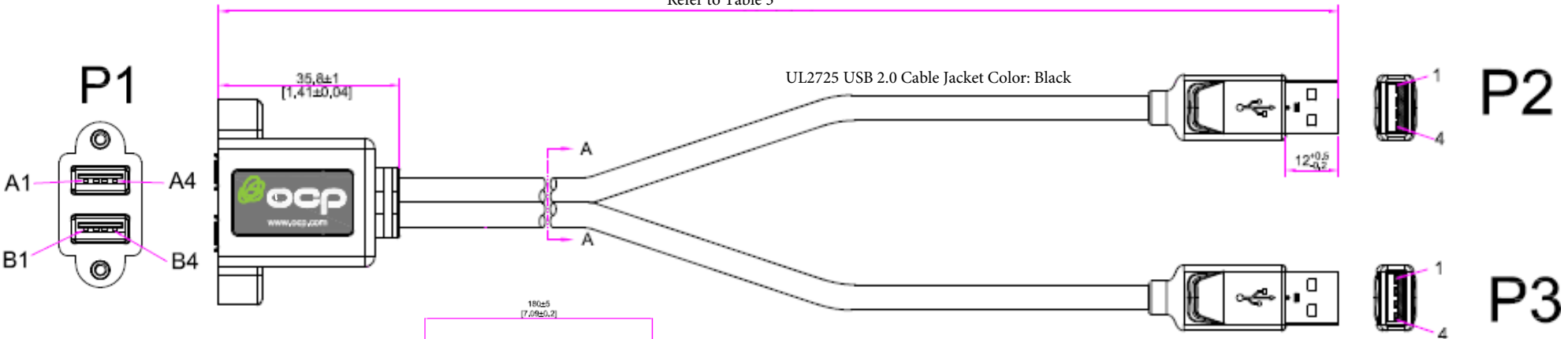
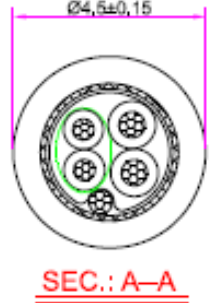
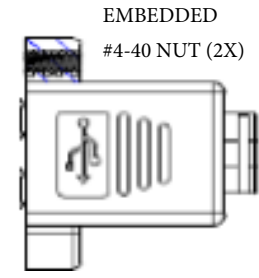
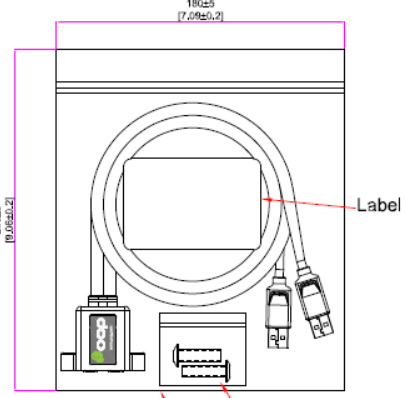
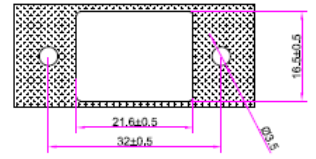


REVISIONS		
Rev.	DESCRIPTION	DATE
A	NEW DWG FRAME RELEASE	4/29/2022

Refer to Table 3



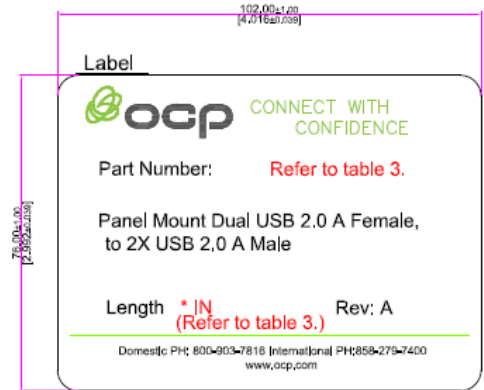
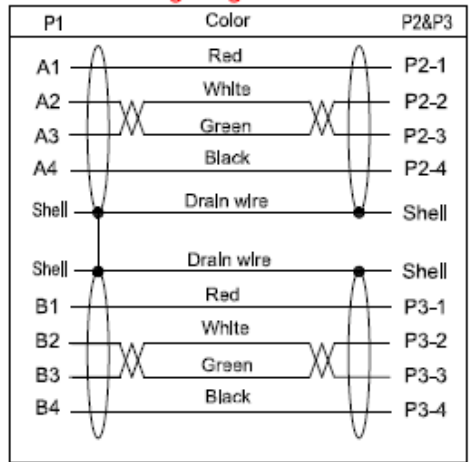
**Recommended Panel Cut Out Size**



**Table 3.**

No.	OC P P/N	Length	
1	62-00187-01	12"±0.5	305mm±12
2	62-00187-02	24"±1.0	610mm±25
3	62-00187-03	36"±1.0	915mm±25
4	62-00187-04	48"±2.0	1220mm±50
5	62-00187-06	72"±2.0	1830mm±50
6	62-00187-08	96"±2.0	2440mm±50
7	62-00187-10	120"±2.0	3050mm±50

**Table 2. Wiring diagram:**



UNLESS OTHERWISE SPECIFIED: DIMENSIONS ARE IN MILLIMETERS [INCH] TOLERANCE ARE:  
 X ±0.5 ANGULAR ±0.5°  
 XX ±0.20  
 XXX ±0.1000

DRAWN BY: J. Perez  
 CHECKED BY:  
 APPROVED BY:

**PROPRIETARY AND CONFIDENTIAL**

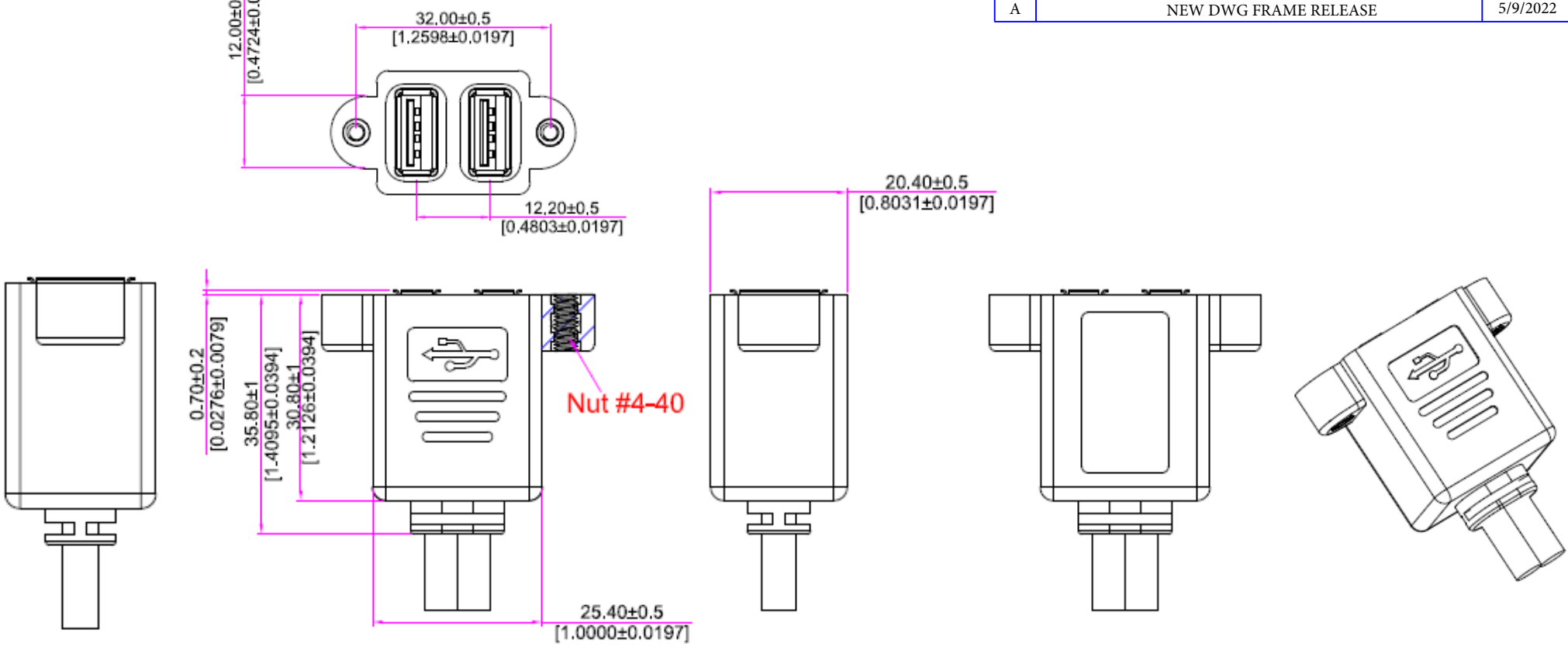
THE INFORMATION CONTAINED IN THIS DRAWING IS THE SOLE PROPERTY OF OCP GROUP INC. PARTIAL OR TOTAL REPRODUCTION WITHOUT THE WRITTEN PERMISSION OF OCP GROUP INC IS PROHIBITED.

**TITLE:** USB 2.0 A DUAL PORT PNL MNT EXT

**OC P P/N:** 62-00187-XX

**DRAWING NO:** **REV:** A

REVISIONS		
Rev.	DESCRIPTION	DATE
A	NEW DWG FRAME RELEASE	5/9/2022



UNLESS OTHERWISE SPECIFIED:  
 DIMENSIONS ARE IN MILLIMETERS [INCH]  
 TOLERANCE ARE:  
 X  $\pm 0.5$  ANGULAR  $\pm 0.5^\circ$   
 XX  $\pm 0.20$   
 XXX  $\pm 0.1000$

DRAWN BY: J. Perez

CHECKED BY:

APPROVED BY:



TITLE: USB 2.0 A DUAL PORT PNL MNT EXT

**PROPRIETARY AND CONFIDENTIAL**

THE INFORMATION CONTAINED IN THIS DRAWING IS THE SOLE PROPERTY OF OCP GROUP INC. PARTIAL OR TOTAL REPRODUCTION WITHOUT THE WRITTEN PERMISSION OF OCP GROUP INC IS PROHIBITED.

OCP P/N: 62-00187-XX

DRAWING NO: REV: A

UNITS: MM SCALE: FREE SIZE: A4 SHEET 1 OF 1