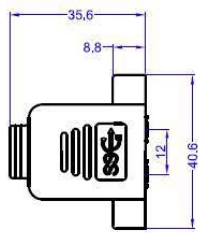


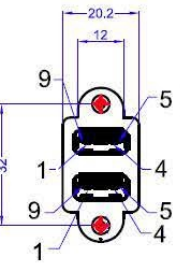


REVISIONS		
Rev.	DESCRIPTION	DATE
A	NEW DWG FRAM RELEASE	10/21/2019

P1
USB3.0 A TYPE FEMALE



J1
USB3.0 A TYPE FEMALE



OCP P/N	LENGTH
62-00204-01	1 FT ± 0.5 INCH
62-00204-02	2 FT ± 1.0 INCH
62-00204-03	3 FT ± 1.0 INCH
62-00204-04	4 FT ± 2.0 INCH
62-00204-06	6 FT ± 2.0 INCH

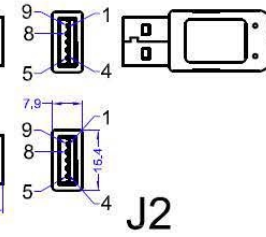
EMBEDDED
#4-40 NUT (2X)



THE COPPER FOIL WILL BE 100% WRAPPED AROUND THE INNER MOLD AND WILL BE SOLDERED TO BOTH THE SHIELDING OF THE USB CABLE AND THE CONTACT SHELL OF THE FEMALE USB'S.

UL2725 USB3.0 Cable Jacket Color: Black

P2
USB3.0 A TYPE MALE



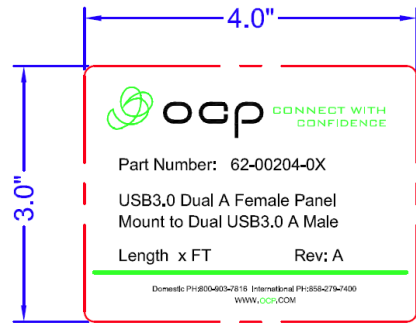
J2
USB3.0 A TYPE MALE

WIRE LIST

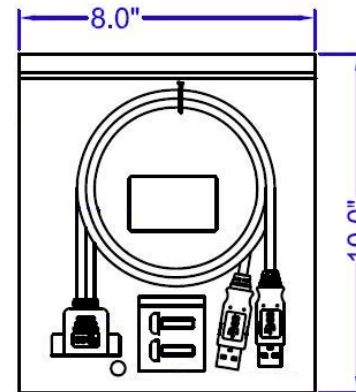
P1		P2
1	24AWG RED	1
2	28AWG WHITE	2
3	28AWG GREEN	3
4	24AWG BLACK	4
5	28AWG BLUE	5
6	28AWG YELLOW	6
7	DRAIN <1&2>	7
8	28AWG PURPLE	8
9	28AWG ORANGE	9

SHELL — OUTER DRAIN — SHELL

J1		J2
SHELL	OUTER DRAIN	SHELL
1	24AWG RED	1
2	28AWG WHITE	2
3	28AWG GREEN	3
4	24AWG BLACK	4
5	28AWG BLUE	5
6	28AWG YELLOW	6
7	DRAIN <1&2>	7
8	28AWG PURPLE	8
9	28AWG ORANGE	9

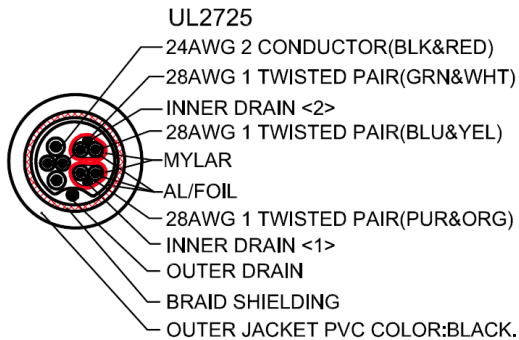


SPECIAL OCP LABEL

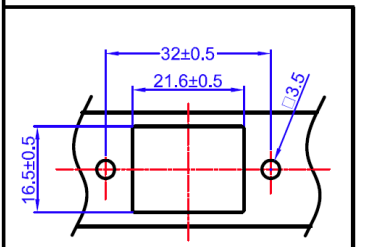


#4-40 SCREW QTY. 2 INSIDE PE BAG

CABLE CHART A-A



RECOMMENDED PANEL CUTOUT



UNLESS OTHERWISE SPECIFIED: DIMENSIONS ARE IN MILLIMETERS [INCH] TOLERANCE ARE: X ±0.5 ANGULAR ±0.5° XX ±0.20 XXX ±0.1000	DRAWN BY: Joe Perez	
	CHECKED BY:	
	APPROVED BY: O. Acuña	
PROPRIETARY AND CONFIDENTIAL		TITLE: DUAL USB A 3.0 PANEL MOUNT FEMALE TO MALE
THE INFORMATION CONTAINED IN THIS DRAWING IS THE SOLE PROPERTY OF OCP GROUP INC. PARTIAL OR TOTAL REPRODUCTION WITHOUT THE WRITTEN PERMISSION OF OCP GROUP INC IS PROHIBITED.		OCP P/N: 62-00204-XX
UNITS: MM	SCALE: FREE	SIZE: A4
SHEET 1 OF 1		DRAWING NO: _____ REV: A