



REVISIONS		
Rev.	DESCRIPTION	DATE
A	NEW DWG FRAME RELEASE	4/13/2022

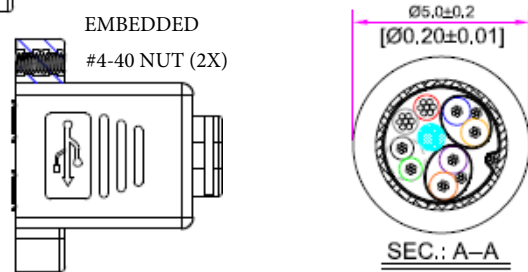
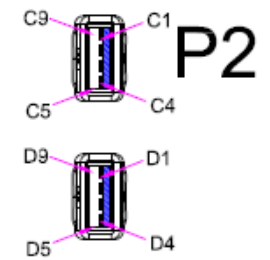
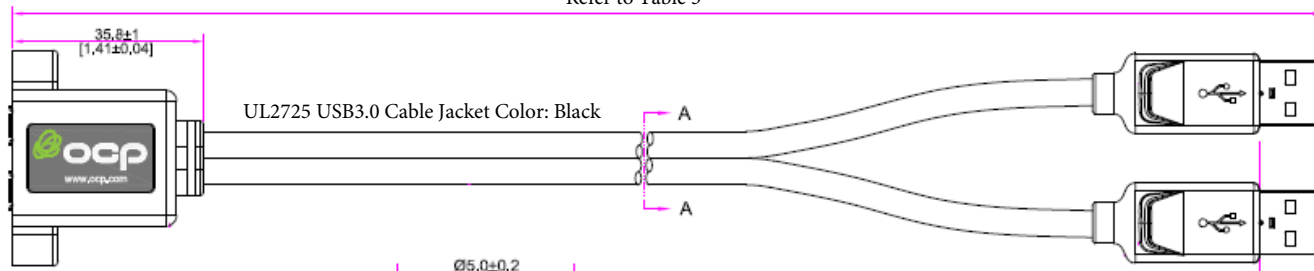
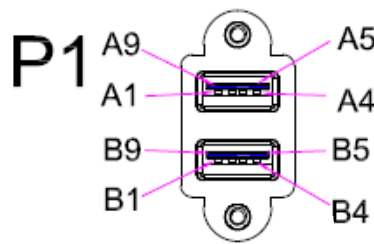


Table2. Wiring diagram:

P1	Color	P2
A1	Red	C1
A2	White	C2
A3	Green	C3
A4	Black	C4
A5	Blue	C5
A6	Yellow	C6
A7	Drain	C7
A8	Purple	C8
A9	Orange	C9
	Drain	
Shell	Shield	Shell
Shell	Shield	Shell
B1	Red	D1
B2	White	D2
B3	Green	D3
B4	Black	D4
B5	Blue	D5
B6	Yellow	D6
B7	Drain	D7
B8	Purple	D8
B9	Orange	D9
	Drain	

Recommended Panel Cut Out Size

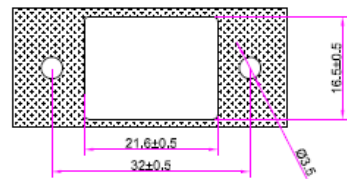
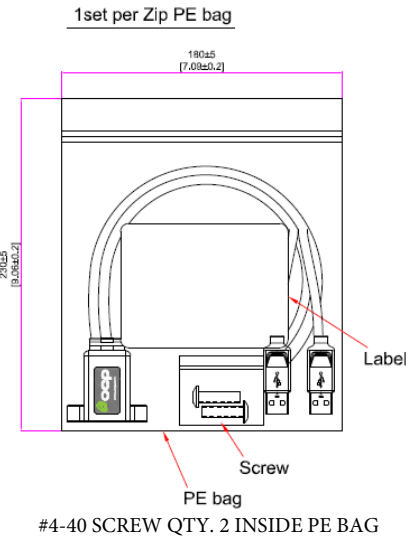


Table3.

No.	OCP P/N	Length	
1	62-00204-01	12"±0.5	305mm±12
2	62-00204-02	24"±1.0	610mm±25
3	62-00204-03	36"±1.0	915mm±25
4	62-00204-04	48"±1.0	1220mm±25
5	62-00204-06	72"±1.0	1830mm±25



Label

CONNECT WITH CONFIDENCE

Part Number: Refer to table 3.

Panel Mount Dual USB 3.0 A Female, to 2x USB 3.0 A Male

Length *IN (Refer to table 3.) Rev: A

Domestic PH: 800-903-7816 International PH:859-279-7400
www.ocp.com

UNLESS OTHERWISE SPECIFIED: DIMENSIONS ARE IN MILLIMETERS [INCH] TOLERANCE ARE:

X ±0.5 ANGULAR ±0.5°
XX ±0.20
XXX ±0.1000

DRAWN BY: Joe Perez

CHECKED BY:

APPROVED BY: O. Acuña

PROPRIETARY AND CONFIDENTIAL

THE INFORMATION CONTAINED IN THIS DRAWING IS THE SOLE PROPERTY OF OCP GROUP INC. PARTIAL OR TOTAL REPRODUCTION WITHOUT THE WRITTEN PERMISSION OF OCP GROUP INC IS PROHIBITED.

TITLE: DUAL USB A 3.0 PANEL MOUNT FEMALE TO MALE

OCP P/N: 62-00204-XX

DRAWING NO:

REV: A

UNITS: MM SCALE: FREE SIZE: A4 SHEET 1 OF 1

