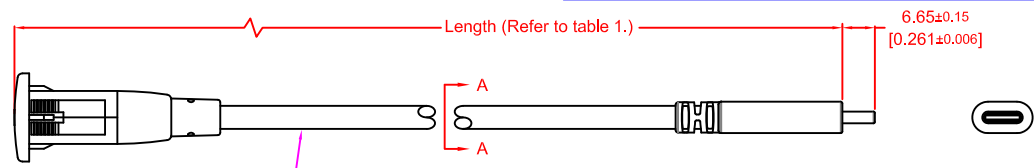
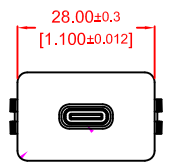
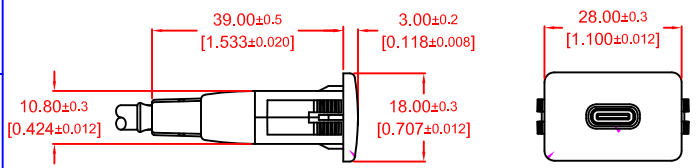


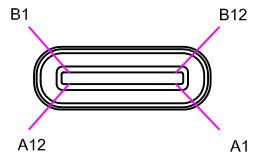
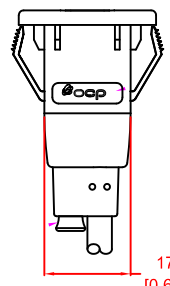
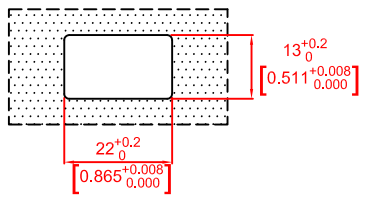
REVISIONS		
Rev.	DESCRIPTION	DATE
A	Initial Release	16 Oct, 2017

**Diagram And Dimensions:**

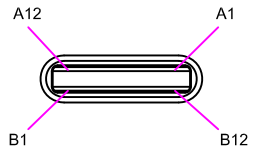


USB 3.1 Type C Cable: 32AWG\*4P+32AWG\*1P+32AWG\*3C+24AWG \*2C, Jacket:PVC, OD:4.65mm, Color: Black

**Recommended Panel Cut Out Size**  
(Panel Thickness : 0.5~2.54mm [0.02~0.1 Inch])




USB 3.1 Type C Female (P1-Front View)



USB 3.1 Type C Male (P2-Front View)

**Wiring Diagram:**



**Table 1.**

No.	OCP P/N	Length	
1	62-00211-01	305 mm±10	12 inch±0.4
2	62-00211-02	610 mm±20	24 inch±0.8
3	62-00211-03	915 mm±30	36 inch±1.2
4	62-00211-04	1220 mm±40	48 inch±1.6
5	62-00211-06	1830 mm±50	72 inch±2.0

**Electrical characteristics:**

- Contact resistance:<2 Ω
- Insulation resistance:300V/DC,>50M Ω
- High pot test: 100V/AC, 2mA/0.1Sec.
- All cable assemblies to be 100% tested for continuity,short & miswire.

**Notes:**

- All the materials used comply to RoHS Directive 2011/65/EU.
- Workmanship per IPC-A-620B Class.2.

UNLESS OTHERWISE SPECIFIED	DRAWN BY	Jason Qiu
DIMENSIONS ARE IN MILLIMETERS (INCHES)	CHECKED BY	Zoism Zuo
TOLERANCES ARE:	APPROVED BY	O. Acuña
MILLIMETERS: X ±0.5, XX ±0.20, XXX ±0.100	ANGULAR ±0.5°	

		CONNECT WITH CONFIDENCE	
OCP CHINA P/N:	-	TITLE: Single Snap In USB 3.1 C Female To 3.1 C Male	
OCP P/N:	Refer to table 1.	PROJECT NO.:	
CUSTOMER P/N:	-	DRAWING NO.:	
CUSTOMER REV.LEVEL:	-	REV.: A	
CUSTOMER NAME:	AFTERMARKET	SCALE	Free
		SIZE	A4
		SHEET	1 OF 2

PROPRIETARY AND CONFIDENTIAL  
THE INFORMATION CONTAINED IN THIS DRAWING IS THE SOLE PROPERTY OF OCP CHINA. PARTIAL OR TOTAL REPRODUCTION WITHOUT THE WRITTEN PERMISSION OF OCP CHINA IS PROHIBITED